

Museum Main Road Crossing

Rule 106-Whenever railroad equipment crosses the museum entrance crossing, the track must be seen or known to be clear. A crossing flagman will be used during all passenger operations and at other times if possible. If no flagman is available, **extreme caution** will be used to prevent collisions.

Rule 106A-A yellow track light on the crossing signal indicates the signal is operating and the train or railroad equipment may proceed across the crossing with caution.

Whistle Signals

Rule 182-The whistle/horn signals prescribed are illustrated by “o” for short and “—” for longer sounds. The sound of the whistle should be distinct, with intensity and duration proportionate to the distance the signal is to be conveyed.

- (a) — When standing:
 Brakes applied
- (b) — — Brakes released, proceed
- (c) o After stopping: train will
 not move.
- (d) o o o When standing: Back up.
 When running: Train will
 stop at next station.
- (e) o o o o Call for signals
- (f) o — Inspect train for air leaks.
- (g) — — o — Approach museum entrance
 crossing when flagman
 is not present.
- (h) — o Warning to person on or
 near track.

COLORADO RAILROAD MUSEUM



TIMETABLE NO.



To Take Effect On Sunday
March 18, 2007
at 12:01 A.M. MDT

FOR THE INFORMATION OF
MUSEUM EMPLOYEES AND
VOLUNTEERS



Donald Tallman
Executive Director

Mike Davis
Safety Rules & Training

Colorado Railroad Museum

17155 W. 44th Avenue
 P.O. Box 10
 Golden, Colorado 80402-0010
 crrm.org

Andrew Dahm
 Restoration Manager/CMO

Kenton Forrest
 Librarian

Telephone Directory
Emergency Numbers


ALL FIRE, POLICE, MEDICAL EMERGENCIES

DIAL 911

MUSEUM	303-279-4591
	800-365-6263
Fax	303-279-4229
ROUNDHOUSE	303-216-9899
LIBRARY	303-279-4591
EXECUTIVE DIRECTOR	303-279-4591

TABLE OF CONTENTS

Auxiliary Tracks, Identification/Length	4
Changes to Rule Book	5
Coupling Speed Chart	8
Delay Jct. Timetable Instructions	8
Job Briefings	9
Juanita Crossing Timetable Instructions	8
Main Crossing Timetable Instructions	8
Maps	6
No Aqua Timetable Instructions	8
Phone Listings	2
Public Relations	10
Roundhouse Timetable Instructions	8
Speed Restrictions	3
Three Way Timetable Instructions	8
Timecard	3
Whistle Signals	12



Public Relations and Conduct

Employees, trainman, attendants and other volunteers, through direct personal contact with museum passengers and guests have the opportunity to demonstrate that you are the best museum employees and volunteers anywhere.

Some common sense practices are:

- Assuring the safety and comfort of museum guests.
- Giving correct information in answer to questions and tactfully correcting errors or mis-statements which may have been made by someone else.
- Giving necessary special attention to the aged, infirm, and children by assisting them on and off trains and exhibits and inquiring concerning their comfort during their visit.
- Maintaining orderly behavior on trains and museum grounds.
- Avoiding arguments with guests even when they are discourteous to you. "A soft answer turneth away wrath."
- "Watch your appearance, everybody else does." Close attention to neat appearance, indicates pride in what you do.
- Inspect coaches, cars and other exhibits for cleanliness. Correct, or report any infractions in cleanliness to appropriate museum employee.

UNUSUAL DELAYS

Reasons for delays will be transmitted diplomatically to passengers and guests. Normally, people will cheerfully accept an inconvenience which they understand. Conversely, irritation among passengers and guests is bound to result from lack of information.

Courtesy is

**DON'T EXCITE!
BE POLITE!**

Ruling Grade Ascending	Siding Capacity in Feet	WESTWARD	Colorado Railroad Museum Timetable No. 1 March 18, 2007	EASTWARD	Ruling Grade Ascending
↑		Feet From Delay Jct.	Stations	Feet From Delay Jct.	↓
0%		2151	Delay Jct. LWAB	0	0%
0%		1960	Main Crossing	191	4%
0%		1399	Juanita Crossing	752	2%
1.5%	130	1156	East No Agua AW	995	1%
3.5%		700	West No Agua AW	1451	0%
1%		198	Three Way A	1953	0%
		0	Delay Jct. LWAB	2151	0%

All trains, locomotives and motorized track vehicles that operate on Colorado Railroad Museum trackage will operate at Restricted Speed (A speed that will permit stopping within one half the range of vision: short of train, engine, motor car, railroad car, stop signal, derail or switch not properly lined, not exceeding 10 MPH).

Speed Regulations & Restrictions

Maximum Authorized Speed (Main Loop) 10 MPH
 Roundhouse and all other Auxiliary, Side & Spur
 Tracks 5 MPH
 All Turnouts 5 MPH

Explanation of Characters:

A - Auxiliary Track
 B - General Orders, Circular, Notices
 L - Passenger Loading Area
 W -Water

Auxiliary Tracks from Delay Junction	Car Lengths (NG)
Delay Junction Spur (Dual Gauge)	5
Roundhouse Lead (Dual Gauge)	4
No Name Spur	5
Old RIP Track Spur	6
Old House Track	5
Grand Canyon Spur (Disconnected)	

Auxiliary Tracks from No Agua	Car Lengths (NG)
Stewart Spur (Disconnected)	
Juanita Spur	15
Crooked Spur	5
RGS 20 Track Spur	5
Table Mountain Spur	9

*Auxiliary Tracks Roundhouse/Turntable	Length
Turntable.....	74 ft
Roundhouse No. 1-5.....	50 ft
Track No. 6.....	126 ft
Track No. 7.....	70 ft
Track No. 8.....	45 ft
Track No. 9.....	34 ft
Track No. 10.....	96 ft
Track No. 11.....	90 ft
Track No. 12.....	110 ft
Track No. 13.....	97 ft
Track No. 14.....	40 ft
Track No. 15.....	40 ft
Track No. 16.....	42ft
Track No. 17.....	74 ft
Track No. 18.....	120 ft

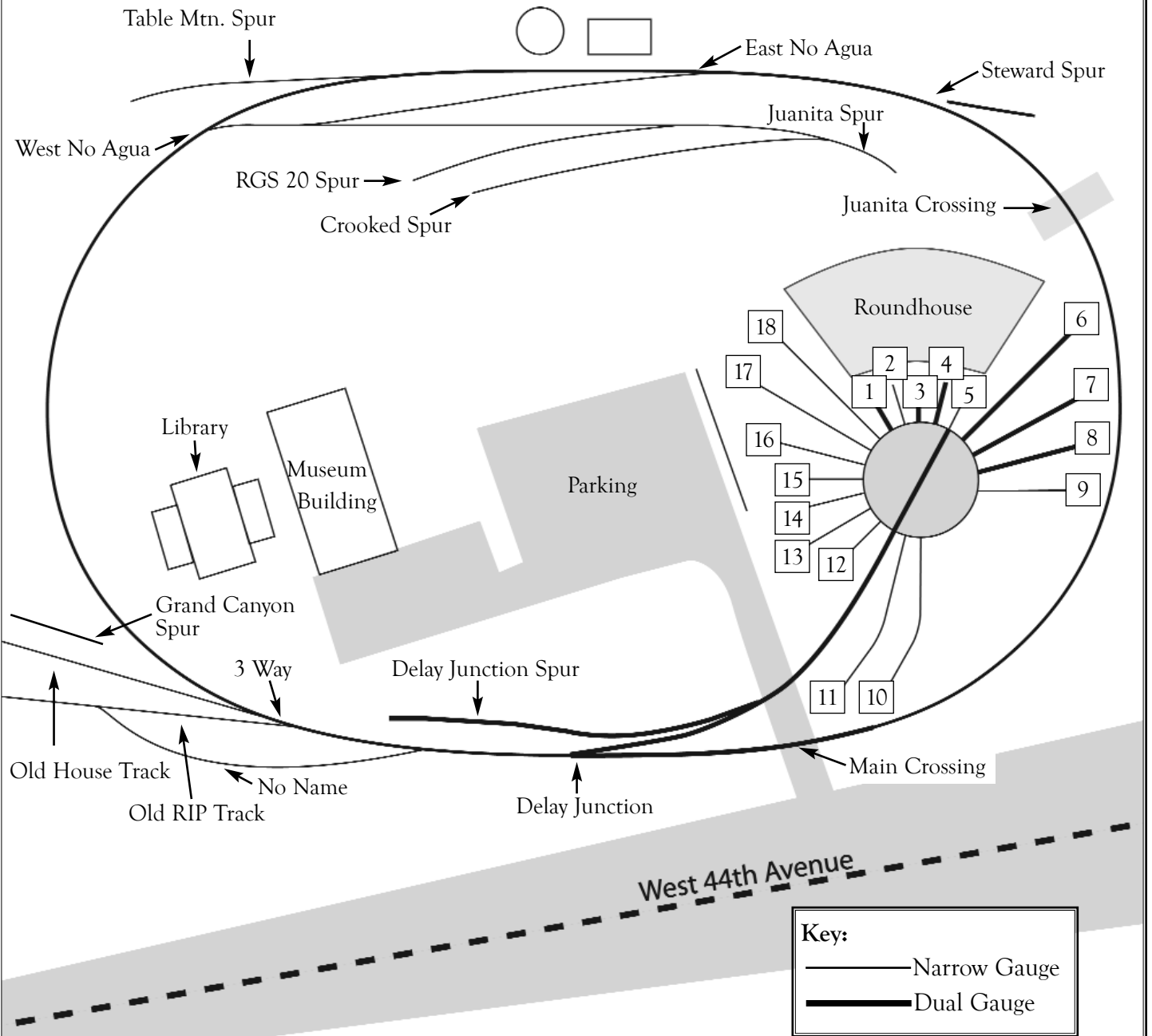
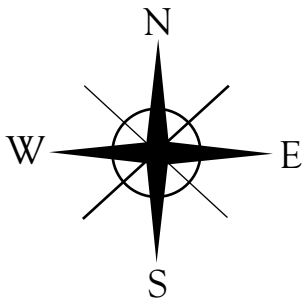
* All Turntable and Roundhouse Tracks will not clear man on side of locomotive, motors or cars. Please use extreme caution when moving on/off turntable and in or out of Roundhouse.

Job Briefing, Operating Crews

- General Orders/Rule Changes
- Specific Safety Hazards for the day
- Unusual operating conditions for the day
- Hand Signals to Be Used
- Specific radio use and procedures.
- Direction of Travel for Passenger Operations
- Departure Time and number of trips
- Crew assignments, relief crew, lunch, etc.
- Review a specific operating or safety rule of the day

Job Briefing, Passenger Attendants and Crossing Flagman

- Identify train and engine crew for today's train
- Identify person in charge of train attendants for today's train
- Specific Safety Hazards for the day
- Unusual operating conditions for the day
- Departure Time and number of trips
- Crew assignments (including crossing flagman), relief crew, lunch, etc.
- Review following with all attendants and flagman before first trip of day and when assignments change:
 - (1) Determine chain of command
 - (2) Ramp operations: Raise ramp before conductor gives final "all aboard".
 - (3) Assure understanding of stop signal and when to use it
 - (4) Don't move step boxes
 - (5) What to do if train stops other than loading area
 - (6) Assist passengers on and off train at all times
 - (7) Check opposite side of train immediately before departure, if not clear, give immediate stop signal to operating conductor.
 - (8) When train is moving: Make sure all passengers stay seated
 - (9) When train is moving: Make sure passengers keep all parts of body inside passenger cars and windows
 - (10) When train is moving: Always maintain a three point contact
 - (11) Keep passengers seated until engineer whistles stop and will not move signal, Rule 182 (c)
 - (12) Flagman understand use of crossing signal and are equipped with required flagging supplies, including safety vest and flag.



Special Instructions for Delay Junction

Permanent Speed Restriction - Delay Junction to west end of Three Way - 4 mph.

Passenger Loading Area - Do not move step boxes or platforms that have been placed by the operating crews. Passenger loading platform will not clear man on side of locomotive, motors or cars.

Museum Entrance Road - Fence and Gate will not clear man on side of locomotive, motors or cars.

Special Instructions for Main Crossing

When flagman is assigned at crossings as per Rule 106, flagman must have required safety vest and flagging equipment. All flagman must be vigilant to assure that crossing is clear and the track signal is turned to yellow by the time a train is approximately 150 ft from crossing. If unable to clear crossing, leave signal red and give stop signal as per Rule 207 (a) or (b).

Special Instructions for Juanita Crossing

None

Special Instructions for No Agua

Water Tank and Pump House will not clear man on side of locomotive, motors or cars.








Special Instructions for Three Way

Permanent Speed Restriction - Delay Junction to west end of Three Way - 4 mph.

Special Instructions for Roundhouse

All Turntable and Roundhouse Tracks will not clear man on side of locomotive, motors or cars. Please use extreme caution when moving on/off turntable and in or out of Roundhouse.

**Over Speed Couplings are Damaging
Here is what happens:**

4 MPH		Safe Coupling
5 MPH		Damage Begins
6 MPH		2 Times the Damage as 5 MPH
7 MPH		3 Times the Damage as 5 MPH
8 MPH		4 Times the Damage as 5 MPH
9 MPH		5 Times the Damage as 5 MPH
10 MPH		6 Times the Damage as 5 MPH

AVOID DAMAGE TO OUR UNIQUE EQUIPMENT
-SWITCH CARS CAREFULLY-

**Special Instructions & Changes to
CRRM Rules**

The Colorado Railroad Museum/Golden City & San Juan Railroad Rules of the Operating Department, effective 2007 are in effect at the Colorado Railroad Museum, except as supplemented or emended herein as follows:

General Rules

Rule A1: Timetables

Change of Timetables: Each timetable from the moment it takes effect supersedes the preceding timetable.

Rule A2:

Notice of New Timetable: Notice of new timetable will be issued by general order and posted at least 24 hours prior to effective time.


Rule A3: General Orders, Notices

General Orders will be numbered consecutively and will be issued and cancelled by authority and over the signature of the Executive Director or other designated person, and only contain information or instructions relating to the rules or movement of trains, motors or engines. They will supersede special instructions or any rule or regulation with which they conflict.

Notices relating to other information and instructions will be issued as required and will remain in effect until cancelled.

General Orders and notices will be posted at the Roundhouse, Museum and on the Museum Web Page.

Rule 182- Whistle Signals

(h)  o Warning to persons on or very near track.

Definitions

Auxiliary Track - All tracks other than the Main Loop Track.

Restricted Speed - A speed that will permit stopping within one half the range of vision: short of train, engine, motor car, railroad car, stop signal, derail or switch not properly lined, not exceeding 10 MPH

SAFETY IS EVERYONE'S RESPONSIBILITY
